

PHOENIX LINE

YOUR GRASS GROWER DEVICE !

DATASHEET :

ELECTRICAL DESCRIPTION

- **POWER CONSUMPTION : 4536 W**
- **POWER SUPPLY : 230 VAC**
- **ELECTRICAL PLUG : IP65**
- **CIRCUIT BREAKER**
- **SAFETY SWITCH**
- **LED DRIVER : MEANWELL HLG-240H IP65**




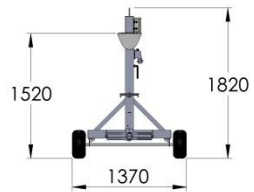
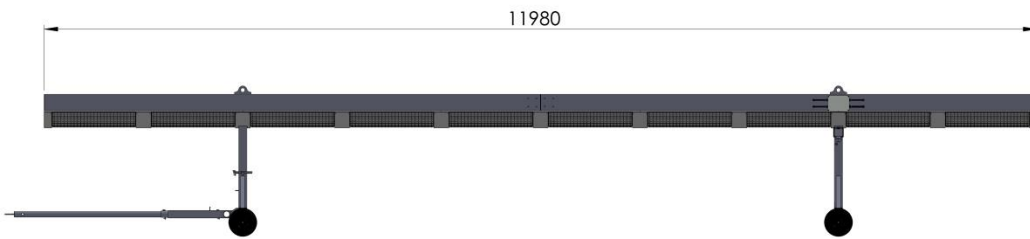
LED MODULE

- **LIFESPAN: 50.000+ H**
- **POWER SUPPLY : 24VDC**
- **COMPOSITION : 24 LEDs OF 1W**
- **WAVELENGTHS : MIX OF 4 WAVELENGTHS OPTIMIZED FOR PHOTOSYNTHESIS**
- **OPTICAL LENSES : HOMOGENIZATION OF THE LIGHT ON THE GROUND**
- **WATERPROOF : IP65**



MECHANICAL DESCRIPTION

- DIMENSIONS** : 11980x1370x1820 MM
- LIGHTING HEIGHT** : 1520 MM
- TIRES DIMENSIONS** : 350x150 MM
- WHEELS AXLE** : ROTATING AT ONE OR BOTH SIDES
- REMOVABLE SHAFT** : BY HAND OR WITH A MACHINE
- WEIGHT** : 355 KG
- PAINTING BY POWDERING (COLOR CHOICE)**



INFO@PHOENIXGRASSLIGHTING.COM

+32 4 367 87 11

WWW.PHOENIXGRASSLIGHTING.COM

Phoenix
GrassLighting

